

# Fast-Track Cities Quarterly Update

JOINT MEETING WITH  
END STIGMA END HIV ALLIANCE

SEP. 16, 2020



# Agenda

- ▶ 1. Introduction and zoom reminders
- ▶
- ▶ 2. Workgroup Check Ins
- ▶
- ▶ 3. End the HIV Epidemic Funding Update
- ▶
- ▶ 4. Fast Track Cities Report Out
- ▶
- ▶ 5. Stigma Project
- ▶
- ▶ 6. Proposed meeting schedule
- ▶
- ▶ 7. Closing

# Work Groups

- Community Engagement
- Public Relations
- Advocacy
- Rules of Engagement

# End the HIV Epidemic Grant

## ► **Priorities**

- Contract for web developer
- Contract for stigma reduction efforts
- Schedule trainings (Trans health, Sexual Health Initiative planning)
- Health equity card purchase
- Finalize ESEHA plan (objectives and timeline)

# End the HIV Epidemic Grant 2021

## ▶ ESEHA as EHE Advisory group

- ❑ Data sharing
- ❑ Identifying gaps in services
- ❑ Offering solutions
- ❑ Promoting coordinated action
- ❑ Meeting twice yearly with EHE stakeholders

# End the HIV Epidemic Grant 2021

- Expanding Our Partnerships
- Coordinated Sexual Health Strategy
- “Nothing For Us Without Us” Assessment
- ESEHA Conference and HIV Policy Summit
- ESEHA Leadership Institute
- HIV Advocacy Day in Austin
- Website & Awareness Campaigns
- Stigma and Storytelling 2.0

# Tackling Stigma & the 90s

- Aleta & Katelyn Presentation on Focus Group results (Next Up)
- Guidelines for stigma-free care: Complete by December

# The First 90: Diagnosis

Routine opt-out testing at **2 Emergency Departments**  
and **1 FQHC !**




- ▶ Two EDs reporting Jan.-Aug. 2020:
  - 16,689 tested
  - 162 positive
  - 8 *new* diagnosis (4.9%), 6 linked to care
  - At least 81 others also linked (1 facility reporting)



# The First 90: Diagnosis

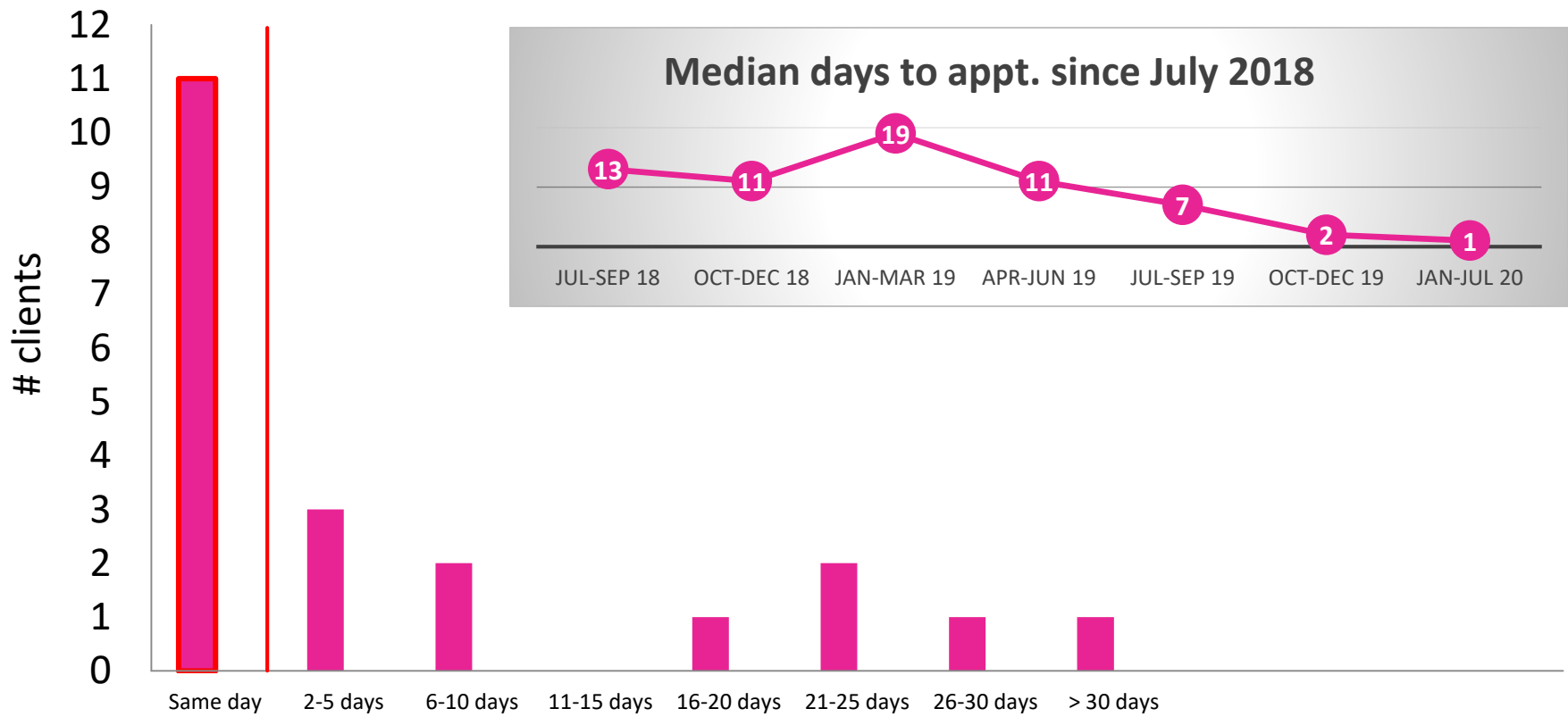
- ▶ One FQHC reporting Mar, 1-July 31, 2020:
  - 3,138 tested (2953 unique patients)
  - 16 newly diagnosed patients
  - 30.9% of patients seen aged 15-65 were tested
  - 97 unique patients were written 169 scripts for PrEP meds  
(new prescriptions or refills)



## The Second 90: Linkage to Care (Jan. 1-Jul. 31)

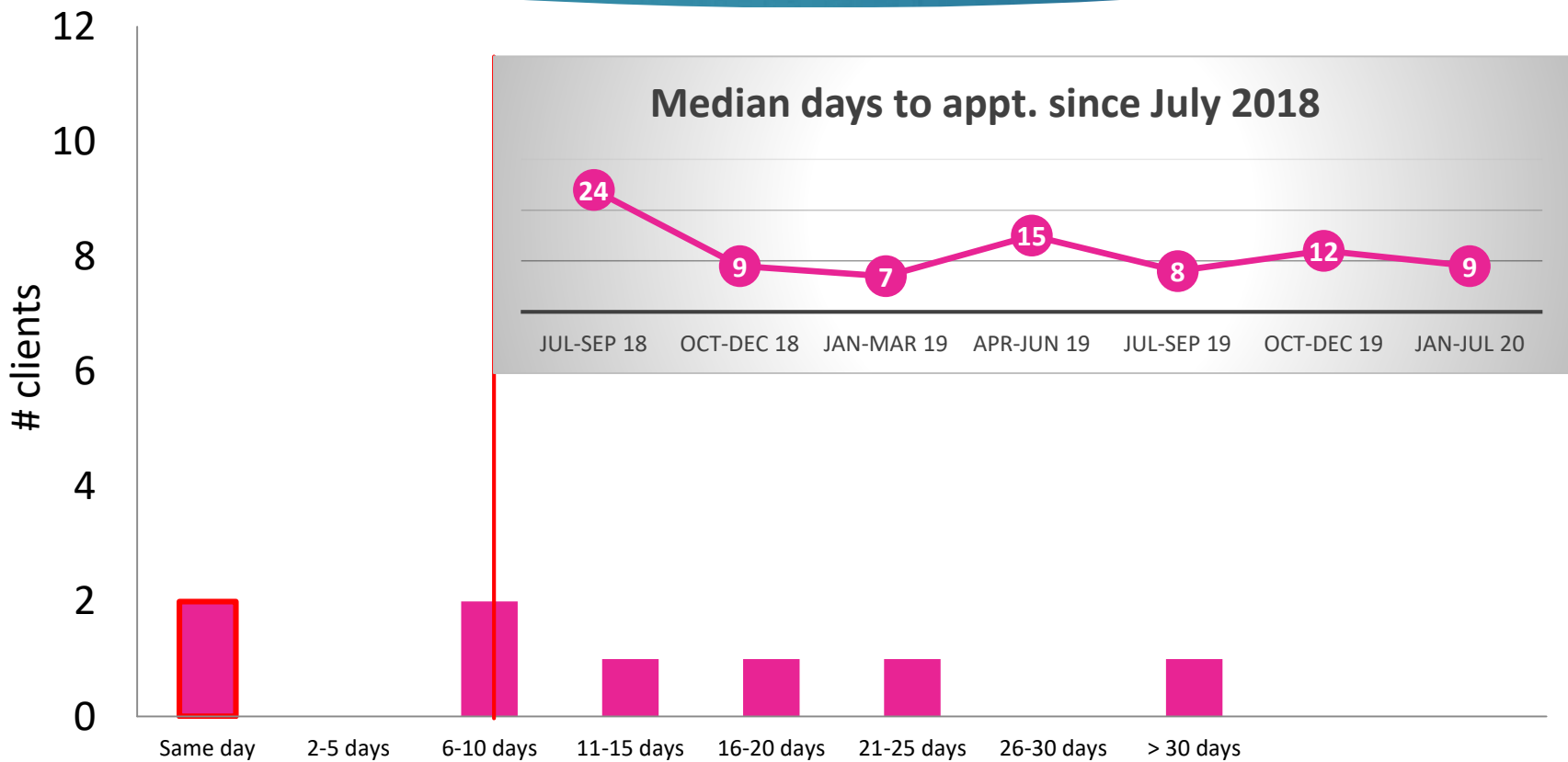
- 1st appointment with a medical provider in less than 7 days
- No DSHS data available yet for these two quarters

# Linkage: New Diagnoses (2 agencies)



Median, 1 day (21 clients), range 0 to 52 days

# Linkage: Re-linked to Care (2 agencies)



Median, 9 days (8 clients), range 0 to 40 days

# The Third 90: Viral Suppression

## ▶ **Definitions of “in care” and “virally suppressed”**

- In care: 2 visits at least 90 days apart, Nov. 1, 2018 to Oct. 31, 2019 (three clinics reporting)
- Viral suppression: Most recent VL during that time <200 copies/mL

## ▶ **\* No data these two quarters**

### **Challenges**

- We still need a better way to aggregate data locally
- DSHS viral suppression numbers may be more reliable

# Proposed Mtg. Schedule

- Oct 16th - 9am - 10:30am
- Nov 20th - 9am - 10:30am
- Dec 16th - 6pm - 7:30pm